


# Assessing Middle and High School Social Studies and English: A Comprehensive Guide

Assessment is an essential part of the teaching and learning process. It allows teachers to measure student progress, identify areas where students need additional support, and adjust their instruction accordingly. In middle and high school social studies and English classes, a variety of assessments are used to evaluate student learning. Each type of assessment has its own purpose, advantages, and disadvantages. It is important for teachers to be familiar with the different types of assessments available and to use them effectively in their classrooms.

## Types of Assessments

There are many different types of assessments that can be used in social studies and English classes. Some of the most common types of assessments include:



## Assessing Middle and High School Social Studies & English: Differentiating Formative Assessment

★★★★☆ 4 out of 5

Language : English  
File size : 10894 KB  
Text-to-Speech : Enabled  
Screen Reader : Supported  
Enhanced typesetting : Enabled  
Word Wise : Enabled  
Print length : 144 pages



- **Formative assessments** are used to provide feedback to students during the learning process. These assessments are typically low-stakes and can be used to identify areas where students need additional support.
- **Summative assessments** are used to measure student learning at the end of a unit or course. These assessments are typically high-stakes and are used to determine student grades.
- **Performance assessments** require students to demonstrate their skills and knowledge through hands-on activities. These assessments can be used to measure a variety of skills, such as problem-solving, critical thinking, and communication.
- **Paper-and-pencil assessments** are traditional assessments that require students to write essays, answer multiple-choice questions, or fill in the blanks. These assessments can be used to measure a variety of skills, such as knowledge, comprehension, and analysis.
- **Digital assessments** are assessments that are administered and completed online. These assessments can be used to measure a variety of skills, such as knowledge, comprehension, and analysis. Digital assessments can also be used to provide students with immediate feedback on their work.

## **Purposes of Assessments**

Assessments can be used for a variety of purposes, including:

- **Measuring student learning:** Assessments can be used to measure student learning at the beginning, middle, and end of a unit or course.

This information can be used to track student progress and identify areas where students need additional support.

- **Providing feedback to students:** Assessments can be used to provide students with feedback on their work. This feedback can help students identify areas where they need to improve and make necessary adjustments to their learning strategies.
- **Evaluating instruction:** Assessments can be used to evaluate the effectiveness of instruction. This information can be used to make adjustments to instruction and ensure that students are learning the material.
- **Making decisions about students:** Assessments can be used to make decisions about students, such as placement in advanced classes or eligibility for special services. It is important to use multiple sources of information when making decisions about students.

## **Advantages and Disadvantages of Different Types of Assessments**

Each type of assessment has its own advantages and disadvantages. Some of the advantages and disadvantages of different types of assessments include:

### **Formative Assessments**

#### **Advantages**

\* Can be used to provide timely feedback to students. \* Can be used to identify areas where students need additional support. \* Can help students track their own progress.

#### **Disadvantages**

\* Can be time-consuming to administer and score. \* May not be as reliable as summative assessments.

## **Summative Assessments**

### **Advantages**

\* Provide a comprehensive measure of student learning. \* Can be used to make decisions about students, such as placement in advanced classes or eligibility for special services.

### **Disadvantages**

\* Can be stressful for students. \* May not provide as much feedback as formative assessments.

## **Performance Assessments**

### **Advantages**

\* Allow students to demonstrate their skills and knowledge in a hands-on way. \* Can be used to assess a variety of skills, such as problem-solving, critical thinking, and communication.

### **Disadvantages**

\* Can be time-consuming to administer and score. \* May not be as reliable as paper-and-pencil assessments.

## **Paper-and-Pencil Assessments**

### **Advantages**

\* Easy to administer and score. \* Reliable and valid measure of student learning.

## **Disadvantages**

\* May not be as engaging as other types of assessments. \* May not assess all of the skills that are important in social studies and English.

## **Digital Assessments**

### **Advantages**

\* Can be used to provide students with immediate feedback on their work. \* Can be used to assess a variety of skills, such as knowledge, comprehension, and analysis. \* Can be used to create adaptive assessments that adjust to the individual needs of each student.

### **Disadvantages**

\* May require students to have access to technology. \* May not be as reliable as paper-and-pencil assessments.


## **Best Practices for Effective Assessment**

There are a number of best practices that teachers can follow to ensure that their assessments are effective. Some of these best practices include:

\* **Using a variety of assessment methods:** No single assessment method is perfect. It is important to use a variety of assessment methods to get a complete picture of student learning. \* **Matching the assessment to the learning objectives:** Assessments should be aligned with the learning

objectives. This ensures that students are assessed on what they have actually learned. \* **Providing clear and concise instructions:** Students should know what is expected of them on each assessment. Providing clear and concise instructions will help students to do their best work. \* **Giving students opportunities to practice:** Students need to have opportunities to practice the skills that will be assessed. This will help them to be more successful on assessments. \* **Providing feedback to students:** Feedback is essential for student learning. Students need to know what they did well and what they need to improve on. Feedback should be specific, timely, and actionable. \* **Using assessments to inform instruction:** Assessments should be used to inform instruction. This means that teachers should use the results of assessments to make adjustments to their teaching.

Assessment is an essential part of the teaching and learning process. By using a variety of assessment methods, matching assessments to the learning objectives, providing clear and concise instructions, giving students opportunities to practice, providing feedback to students, and using assessments to inform instruction, teachers can ensure that their assessments are effective and that they are measuring what they intend to measure.




## Assessing Middle and High School Social Studies & English: Differentiating Formative Assessment

★ ★ ★ ★ ☆ 4 out of 5

Language	: English
File size	: 10894 KB
Text-to-Speech	: Enabled
Screen Reader	: Supported
Enhanced typesetting	: Enabled
Word Wise	: Enabled
Print length	: 144 pages


FREE

DOWNLOAD E-BOOK



## A Delightful Blend of Love and Laughter: Exploring Short Stories with Romance and Comedy

In the realm of literature, where imagination reigns supreme, there exists a captivating subgenre that weaves together the threads of romance and comedy, creating a tapestry of...



## Detective Warren: A Gripping Tale of Suspense and Intrigue

Step into the enigmatic world of Detective Warren, a seasoned investigator whose reputation for brilliance and tenacity precedes him. With an unmatched ability to dissect...