


Differentiating Instruction With Menus For The Inclusive Classroom: An Extensive Exploration of Tailored Learning Options

In the tapestry of modern education, differentiated instruction stands as a vibrant thread, weaving together the diverse needs of learners into a cohesive and equitable classroom experience. Embracing the philosophy of inclusivity, this approach acknowledges that every student embarks on their educational journey with unique strengths, interests, and learning styles. Differentiating instruction with menus empowers teachers with a versatile tool to tailor instruction, ensuring that each learner's potential blossoms within the classroom's welcoming embrace.

Unlocking the Power of Menus

Menus, meticulously crafted by teachers, serve as a gateway to personalized learning. These curated options present students with a smorgasbord of activities, assignments, and assessments that cater to their diverse abilities and interests. The menu format allows learners to navigate their educational landscape, selecting choices that ignite their curiosity and align with their preferred learning modalities.



Differentiating Instruction With Menus for the Inclusive Classroom: Science (Grades 6-8) by Laurie E. Westphal

★★★★☆ 4.5 out of 5

Language : English
File size : 15387 KB
Text-to-Speech : Enabled
Screen Reader : Supported
Enhanced typesetting : Enabled
Word Wise : Enabled



Enhancing Student Engagement

By providing students with choice, differentiated instruction with menus fosters a sense of ownership over their learning. This empowerment fuels motivation, igniting a desire to actively engage with the curriculum. Students become invested in their educational journey, eagerly exploring the diverse options available to them.

Promoting Self-Directed Learning

Menus empower students to take charge of their learning, fostering self-directedness and independence. Through the process of selecting activities, they develop critical thinking skills, learn to assess their strengths and weaknesses, and cultivate a lifelong love for learning.

Accommodating Diverse Learning Styles

Differentiated instruction with menus caters to the diverse learning styles that grace the classroom. Auditory learners can delve into podcasts and audiobooks, while visual learners can explore interactive simulations and videos. Kinesthetic learners find their niche in hands-on activities, and logical learners thrive with puzzles and problem-solving challenges.

Crafting Effective Menus

Creating effective menus requires meticulous planning and a thorough understanding of students' needs. Here's a step-by-step guide to guide your menu-crafting journey:

1. **Identify Learning Objectives:** Define the specific skills and knowledge students should acquire from the unit.
2. **Assess Student Needs:** Conduct assessments to gauge students' prior knowledge, learning styles, interests, and strengths.
3. **Brainstorm Activity Options:** Generate a wide range of activities that align with the learning objectives and cater to diverse learning styles.
4. **Organize Activities:** Categorize activities into logical groups based on skill level, difficulty, or learning modality.
5. **Provide Choice:** Offer students a variety of choices within each category, ensuring they can select activities that resonate with them.
6. **Set Clear Expectations:** Communicate the purpose, requirements, and grading criteria of each activity clearly to students.

Assessment and Evaluation

Assessment in differentiated instruction with menus requires a flexible and multifaceted approach. Here are some strategies to consider:

- **Student Self-Assessment:** Encourage students to reflect on their learning progress and provide feedback on the effectiveness of the menu.
- **Progress Monitoring:** Regularly assess students' understanding through informal observations, quizzes, and assignments.
- **Differentiated Assessments:** Provide students with a range of assessment options that align with their learning styles and abilities.
- **Student Portfolios:** Collect student work samples to demonstrate their growth and progress over time.

Benefits of Differentiated Instruction with Menus

The implementation of differentiated instruction with menus in the inclusive classroom yields a myriad of benefits, including:

- **Increased Student Engagement:** Choice fosters motivation and promotes active participation.
- **Improved Learning Outcomes:** Tailored instruction aligns with individual needs, leading to better understanding and retention.
- **Reduced Learning Gaps:** Menus address diverse learning styles, helping to close gaps between students with different abilities.
- **Enhanced Inclusivity:** All students feel valued and supported within the learning environment.
- **Development of Self-Directed Learners:** Students learn to take ownership of their learning and become lifelong learners.

Challenges and Solutions


Differentiated instruction with menus may pose some challenges, but with careful planning and creativity, these can be effectively addressed:

- **Time Constraints:** Allocate sufficient time for students to explore the menu and make informed choices.
- **Resource Availability:** Ensure access to diverse resources to support the range of activities.
- **Student Resistance:** Encourage students to embrace the benefits of choice and provide support to overcome any initial resistance.

- **Collaboration:** Seek support from colleagues, administrators, and parents to create a supportive learning environment.

Differentiated instruction with menus is an invaluable tool for creating an inclusive classroom that empowers all learners. By providing students with choice, catering to their diverse needs, and promoting self-directed learning, this approach unlocks the potential of every student. As educators, let's embrace the power of menus to transform our classrooms into vibrant and equitable learning spaces where all students can thrive.

A classroom filled with students of diverse backgrounds, engaged in various learning activities. Some students are working on laptops, while others are reading books or participating in group discussions. The teacher is circulating around the room, providing support and guidance.




Differentiating Instruction With Menus for the Inclusive Classroom: Science (Grades 6-8) by Laurie E. Westphal

★★★★☆ 4.5 out of 5


Language : English
File size : 15387 KB
Text-to-Speech : Enabled
Screen Reader : Supported
Enhanced typesetting : Enabled
Word Wise : Enabled
Print length : 167 pages





A Delightful Blend of Love and Laughter: Exploring Short Stories with Romance and Comedy

In the realm of literature, where imagination reigns supreme, there exists a captivating subgenre that weaves together the threads of romance and comedy, creating a tapestry of...



Detective Warren: A Gripping Tale of Suspense and Intrigue

Step into the enigmatic world of Detective Warren, a seasoned investigator whose reputation for brilliance and tenacity precedes him. With an unmatched ability to dissect...