

Easy Ways To Adapt Learning Centers For All Children

Learning centers are a great way for children to learn and grow. They provide a hands-on, interactive environment where children can explore different concepts and skills at their own pace. However, it's important to make sure that learning centers are accessible to all children, regardless of their abilities or learning styles.

Here are a few easy ways to adapt learning centers for all children:



The Inclusive Early Childhood Classroom: Easy Ways to Adapt Learning Centers for All Children by Patti Gould

★★★★☆ 4.6 out of 5

Language : English
File size : 6468 KB
Text-to-Speech : Enabled
Screen Reader : Supported
Enhanced typesetting : Enabled
Word Wise : Enabled
Print length : 192 pages



1. **Use a variety of materials.** Not all children learn the same way. Some children learn best by listening, while others learn best by seeing or ng. By using a variety of materials, you can appeal to different learning styles and make sure that all children have the opportunity to learn.
2. **Provide choices.** Give children a choice of activities to do at each learning center. This will allow them to choose activities that are

appropriate for their interests and abilities.

3. **Make sure the materials are accessible.** All children should be able to reach the materials in the learning center. If necessary, use adaptive equipment to make the materials more accessible.
4. **Provide support.** Some children may need additional support to participate in learning centers. This could include help from a teacher, aide, or peer.
5. **Be flexible.** Be willing to adjust the learning centers based on the needs of the children. If something isn't working, don't be afraid to change it.

Specific Adaptations for Different Learning Needs

In addition to the general tips above, there are a number of specific adaptations that you can make to learning centers to meet the needs of different children.

For children with physical disabilities:

- Use adaptive equipment, such as wheelchairs, walkers, and ramps.
- Make sure the materials are accessible at different heights.
- Provide seating options that are comfortable and supportive.

For children with sensory impairments:

- Use auditory and visual cues to help children with hearing or vision impairments.
- Provide tactile materials that children can touch and feel.

- Create a calm and quiet environment.


For children with cognitive disabilities:

- Break down tasks into smaller steps.
- Provide visual supports, such as pictures and charts.
- Use concrete materials that children can manipulate.

For children with behavioral challenges:

- Establish clear rules and expectations.
- Provide positive reinforcement for good behavior.
- Create a safe and supportive environment.

By adapting learning centers for all children, you can create an inclusive and supportive environment where all children can learn and grow. With a little creativity and planning, you can make sure that all children have the opportunity to succeed.




The Inclusive Early Childhood Classroom: Easy Ways to Adapt Learning Centers for All Children by Patti Gould

★ ★ ★ ★ ☆ 4.6 out of 5

Language : English
File size : 6468 KB
Text-to-Speech : Enabled
Screen Reader : Supported
Enhanced typesetting : Enabled
Word Wise : Enabled
Print length : 192 pages


FREE

DOWNLOAD E-BOOK



A Delightful Blend of Love and Laughter: Exploring Short Stories with Romance and Comedy

In the realm of literature, where imagination reigns supreme, there exists a captivating subgenre that weaves together the threads of romance and comedy, creating a tapestry of...



Detective Warren: A Gripping Tale of Suspense and Intrigue

Step into the enigmatic world of Detective Warren, a seasoned investigator whose reputation for brilliance and tenacity precedes him. With an unmatched ability to dissect...