


How to See and Grow the Poet in Your Students and Yourself: A Comprehensive Guide

Poetry is a powerful form of art that can inspire, provoke, and heal. It has the ability to connect us to our emotions, our experiences, and the world around us. As educators, it is our responsibility to help our students discover and develop their own poetic voices. In this article, we will explore how to see and grow the poet in your students and yourself.

Seeing the Poet in Your Students

1. Create a Welcoming Classroom Environment

The most important thing you can do to help your students feel comfortable writing poetry is to create a welcoming and supportive classroom environment. This means creating a space where students feel safe to express themselves and take risks. It also means being patient and understanding, and providing plenty of opportunities for students to share their work.



You Are Poetry: How to See—and Grow—the Poet in Your Students and Yourself by Mike Johnston

★★★★☆ 4.9 out of 5

Language : English
File size : 11687 KB
Text-to-Speech : Enabled
Screen Reader : Supported
Enhanced typesetting : Enabled
Word Wise : Enabled
Print length : 224 pages
Lending : Enabled



2. Read Poetry Aloud

One of the best ways to introduce students to poetry is to read it aloud. This will help them to appreciate the sound, rhythm, and imagery of poetry. It will also help them to see how poetry can be used to express a wide range of emotions and experiences.

3. Encourage Students to Write Poetry

The best way for students to learn how to write poetry is to practice. Encourage your students to write poetry regularly, and provide them with plenty of opportunities to share their work with others.

4. Provide Feedback

When students share their poetry with you, be sure to provide them with feedback. This feedback should be constructive and specific, and it should focus on helping the student to improve their writing. Avoid being overly critical, and focus on the positive aspects of the student's work.

5. Celebrate Student Successes

It is important to celebrate your students' successes. When a student writes a particularly good poem, take the time to share it with the class and give the student a round of applause. This will help the student to feel proud of their work and encourage them to continue writing poetry.

Growing the Poet in You

If you want to help your students become poets, you need to be a poet yourself. This means taking the time to read poetry, write poetry, and share your poetry with others.

1. Read Poetry

The best way to learn how to write poetry is to read poetry. Read a wide variety of poems, from classic to contemporary. Pay attention to the sound, rhythm, and imagery of the poems you read. What do you like about the poems? What don't you like? As you read poetry, you will begin to develop your own understanding of what makes a good poem.

2. Write Poetry

The only way to become a poet is to write poetry. Don't be afraid to experiment with different forms and styles of poetry. The more you write, the better you will become at expressing yourself through poetry.

3. Share Your Poetry


Once you have written some poetry, share it with others. This could mean sharing it with your students, your friends, or your family. Sharing your poetry will help you to get feedback on your writing and will also help you to build an audience for your work.

4. Be Persistent

Writing poetry takes time and practice. Don't get discouraged if you don't become a famous poet overnight. Just keep writing and learning, and eventually you will reach your goals.

Poetry is a powerful form of art that can inspire, provoke, and heal. As educators, it is our responsibility to help our students discover and develop their own poetic voices. By creating a welcoming classroom environment, reading poetry aloud, encouraging students to write poetry, providing feedback, and celebrating student successes, we can help our students to become poets.

If you want to help your students become poets, you need to be a poet yourself. This means taking the time to read poetry, write poetry, and share your poetry with others. By following the tips in this article, you can grow the poet in you and help your students to do the same.



You Are Poetry: How to See—and Grow—the Poet in Your Students and Yourself by Mike Johnston

★★★★☆ 4.9 out of 5

Language	: English
File size	: 11687 KB
Text-to-Speech	: Enabled
Screen Reader	: Supported
Enhanced typesetting	: Enabled
Word Wise	: Enabled
Print length	: 224 pages
Lending	: Enabled

FREE


DOWNLOAD E-BOOK





A Delightful Blend of Love and Laughter: Exploring Short Stories with Romance and Comedy

In the realm of literature, where imagination reigns supreme, there exists a captivating subgenre that weaves together the threads of romance and comedy, creating a tapestry of...



Detective Warren: A Gripping Tale of Suspense and Intrigue

Step into the enigmatic world of Detective Warren, a seasoned investigator whose reputation for brilliance and tenacity precedes him. With an unmatched ability to dissect...