


# Step-by-Step Fashion Drawing: Mastering Fashion Sketches, Illustrations, and Flats

Step into the captivating world of fashion illustration, where creativity and technical precision converge. This comprehensive guide will take you through the intricate steps involved in creating stunning fashion sketches, illustrations, and flats, empowering you to capture the essence of design and bring your fashion ideas to life.

## Chapter 1: Understanding the Basics

### a) The Tools of the Trade





**Step by step fashion drawing. Fashion sketches, illustrations, and flats: 8 womenswear layered looks (pencil and marker techniques) (Fashion Croquis**

**Projects Book 1)** by Ivy Smoak

★ ★ ★ ★ ☆ 4.4 out of 5

Language : English

File size : 57644 KB

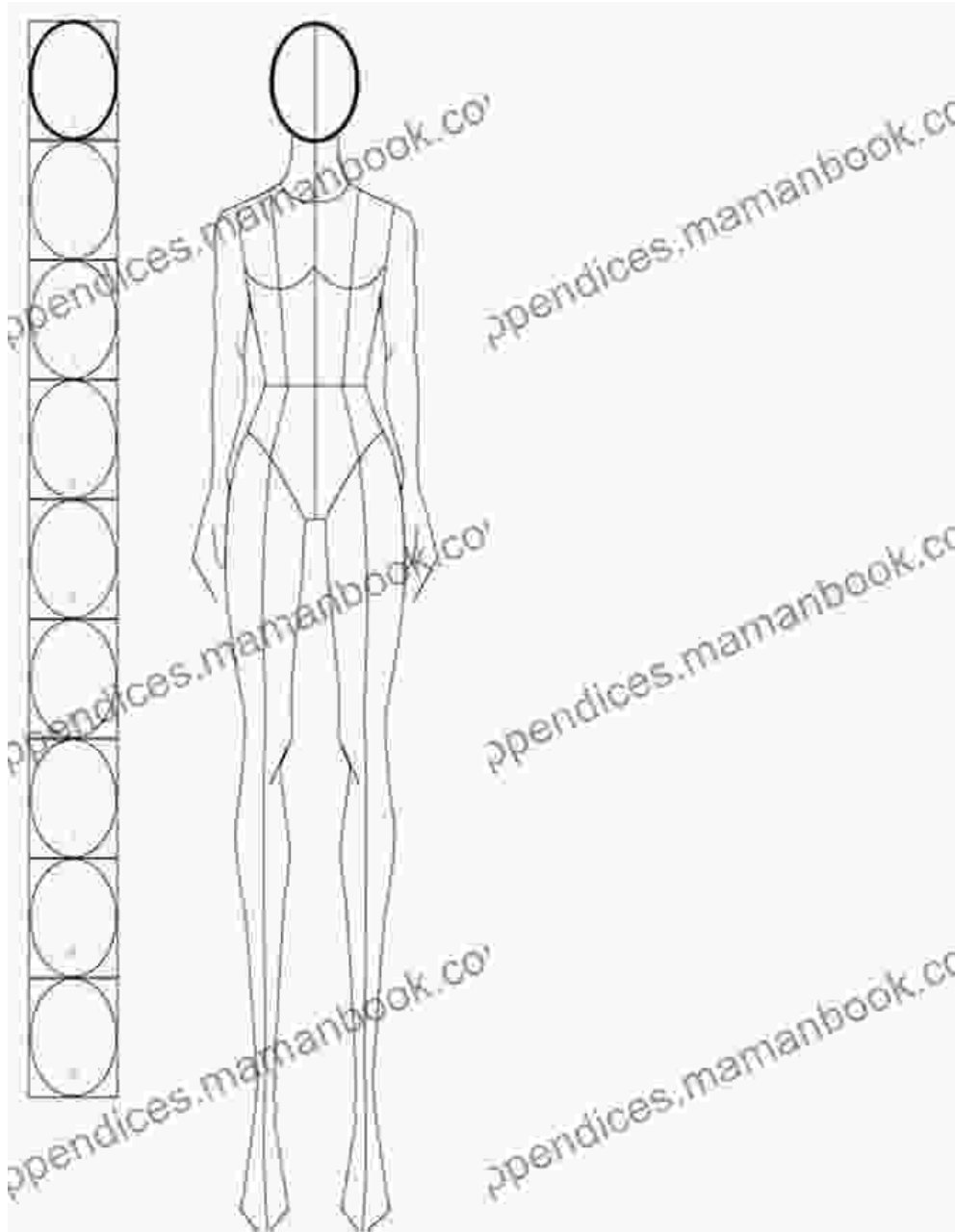
Screen Reader: Supported

Print length : 123 pages



Become familiar with the essential tools for fashion drawing: pencils (ranging from hard to soft), erasers, kneaded erasers, tracing paper, a blending stump, and a croquis (a template of a human figure).

## **b) Body Proportions and Poses**



Master the art of capturing accurate body proportions using a croquis. Learn different poses that enhance the visual appeal of your sketches.

## **Chapter 2: Creating Fashion Sketches**

### **a) Basic Sketching Techniques**



Develop your sketching skills with basic techniques such as line drawing, shading, and cross-hatching. Understand how to create depth and movement in your sketches.

### **b) Capturing Details and Embellishments**



Add life to your sketches by incorporating details and embellishments like fabric textures, prints, laces, and accessories. Learn how to convey the unique characteristics of different fabrics and materials.

### **c) Composition and Storytelling**



Elevate your sketches by considering composition techniques that create visual interest. Explore different storytelling elements to convey the mood, atmosphere, and inspiration behind your designs.


## **Chapter 3: Creating Fashion Illustrations**

### **a) From Sketch to Illustration**



Transform your sketches into polished illustrations by adding color, texture, and depth. Explore various mediums such as pencils, markers, and digital tools.

## **b) Color Theory and Color Harmony**



Understand color theory and its application in fashion illustration. Experiment with different color combinations to create vibrant and harmonious designs.

### c) Advanced Techniques: Layering and Blending





Master advanced techniques like layering and blending to add depth and realism to your illustrations. Explore the use of glazes, washes, and blending agents.

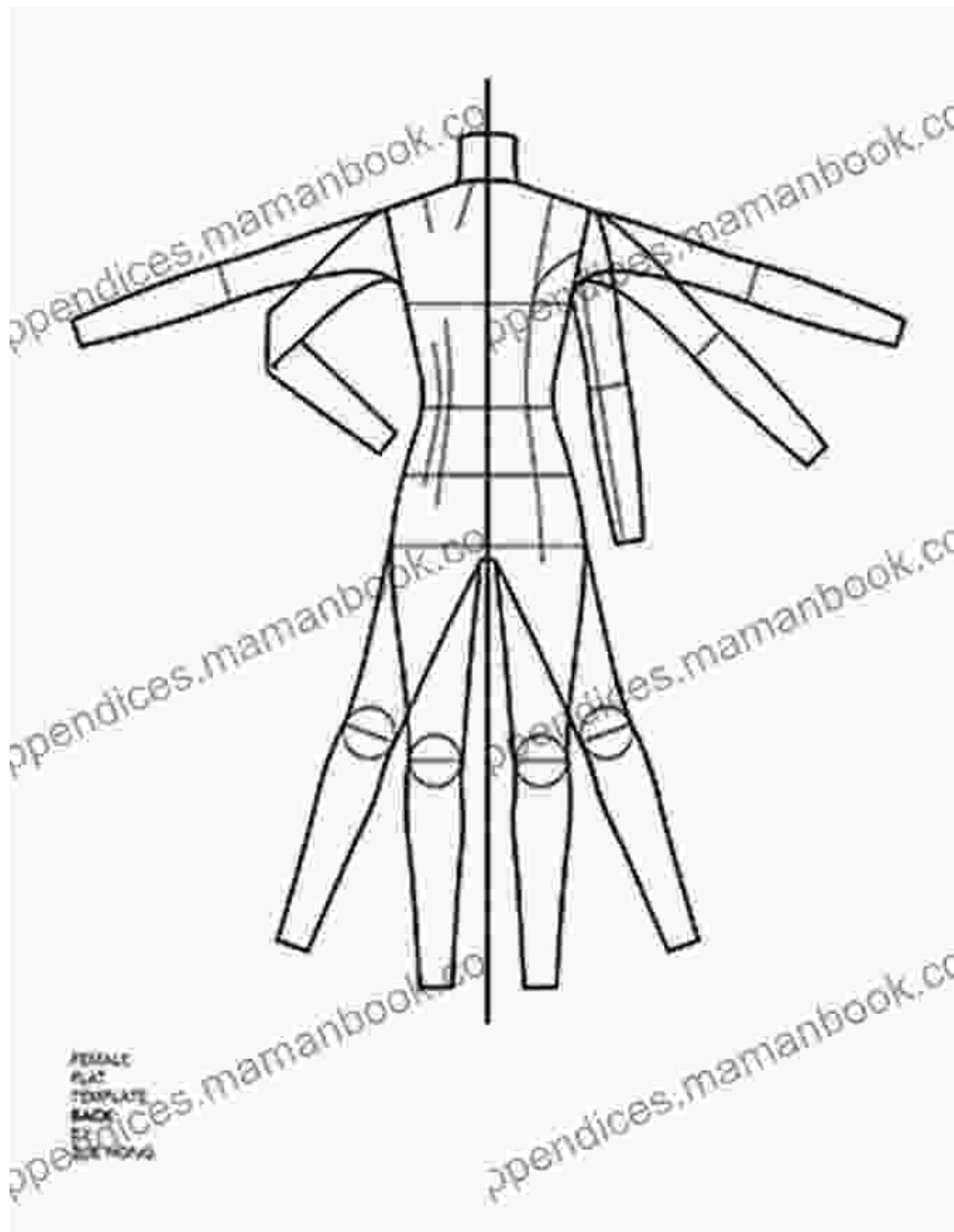
## **Chapter 4: Creating Fashion Flats**

### **a) Purpose and Usage of Flats**



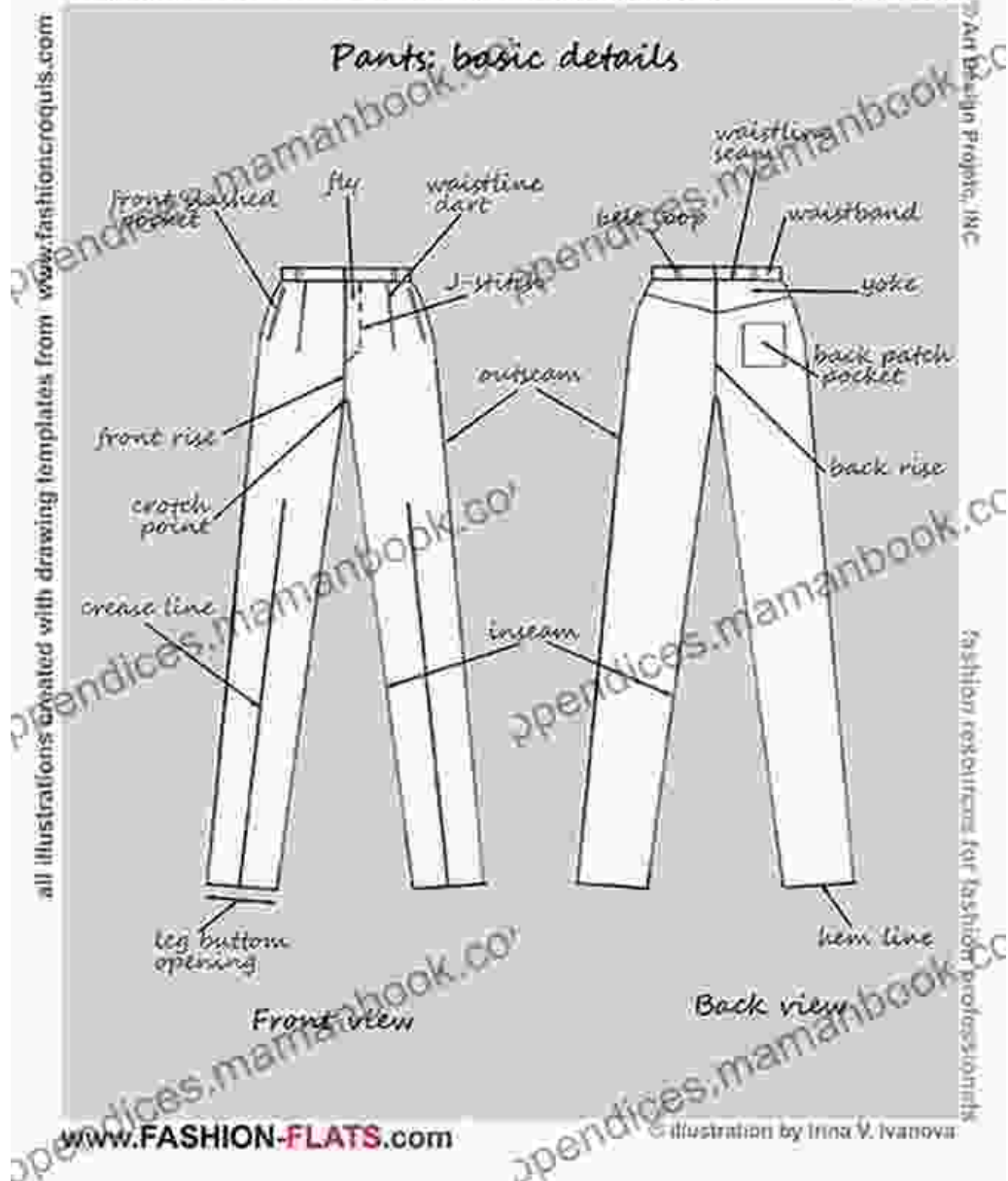
Understand the purpose and importance of fashion flats in technical design. Learn how to create flats that accurately represent the design while providing essential details for production.

## **b) Flat Template and Construction**



Work with a flat template to ensure accuracy and consistency in your flat drawings. Learn the step-by-step process of constructing a flat, including creating seams, darts, and other structural elements.


### **c) Detailing and Annotation**



Add important details and annotations to your flats, such as fabric specifications, measurements, and construction notes. Communicate your design intent clearly to manufacturers and technicians.

**Chapter 5:**

Congratulations on embarking on your journey as a fashion illustrator! This guide has provided you with a comprehensive foundation for creating stunning fashion sketches, illustrations, and flats. Remember to practice regularly, experiment with different techniques, and seek inspiration from the world around you. As you refine your skills, you will become a valuable asset to the fashion industry, bringing your unique vision to life through the art of fashion drawing.



**Step by step fashion drawing. Fashion sketches, illustrations, and flats: 8 womenswear layered looks (pencil and marker techniques) (Fashion Croquis Projects Book 1)** by Ivy Smoak


★★★★☆ 4.4 out of 5

Language : English

File size : 57644 KB

Screen Reader: Supported

Print length : 123 pages



**A Delightful Blend of Love and Laughter: Exploring Short Stories with Romance and Comedy**

In the realm of literature, where imagination reigns supreme, there exists a captivating subgenre that weaves together the threads of romance and comedy, creating a tapestry of...



## Detective Warren: A Gripping Tale of Suspense and Intrigue

Step into the enigmatic world of Detective Warren, a seasoned investigator whose reputation for brilliance and tenacity precedes him. With an unmatched ability to dissect...